

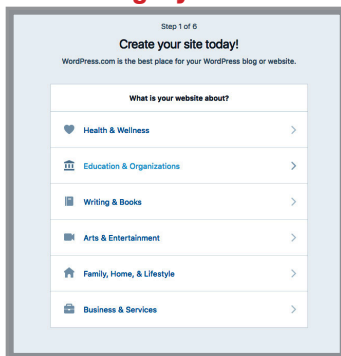
## Final Assignment Specifications (Due Monday, December 12).

Create a WordPress.com site about your progress in Digital Tools for the Visual Arts. Your WordPress site should have:

- 1. Home page with information that introduces the purpose of the site**  
(Why you're taking the class is a good place to start. Are you taking ARTT/GDES 116 as part of a degree or certificate, to update skills? Or both?)
- 2. Blog page with a minimum of four posts: each post will showcase your projects for the class:**
  - photo correction
  - logo design
  - newsletter design
  - video project
- 3. Personalize your design:** Customize as many theme options as possible within the free parameters available for your theme. Be sure to replace all default theme graphics / imagery with your own graphics / imagery.

Go to Wordpress.com and select **Create Website** & Follow steps provided.

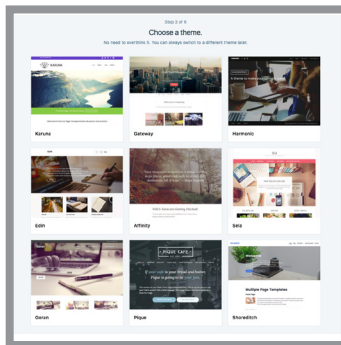
### 1: Category



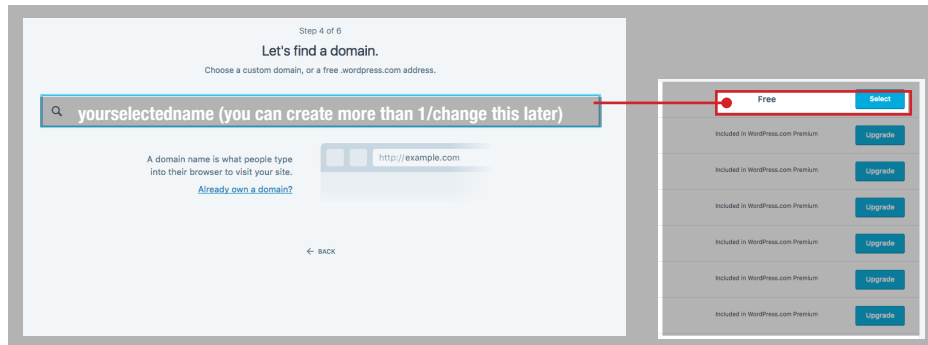
### 2: Homepage



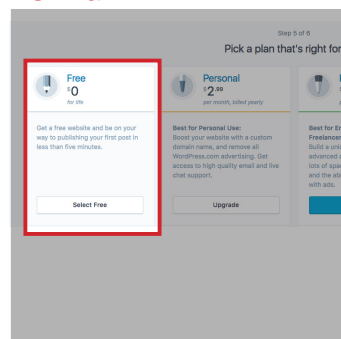
### 3: Theme



### 4: Domain



### 5: Plan



### 6: Confirmation

